



BETTER
COMMUNICATION
FOR BETTER BUSINESS

NETPAGE UNLIMITED

Better Communication = Better Business

LRS brings you Netpage Unlimited – the premier, browser-based, wireless communication solution that provides organizations of any industry and of any size with superior, scalable, and unlimited communication capabilities.

Your organization will be able to communicate via:

- Onsite Paging with unlimited range
- SMS Text messaging
- Email notifications

Created for:

- Hospitals
- Manufacturing Facilities
- Warehouses
- Distribution Centers
- Hotels
- Schools and Universities
- Churches
- Sporting Arenas
- Convention Centers
- Medical Offices
- Airports
- Retail
- Auto Dealerships

Optimized Transmission – Paging Families

An Industry first - NetPage Unlimited is the first paging system to utilize “Paging Families”. Paging Families minimize interference and maximize transmission efficiency by grouping one or more Transmit Controllers together. When a message is sent, the NetPage Server tells each family when to transmit. This eliminates interference so that many Transmit Controllers can send pages simultaneously. The NetPage Server continuously monitors paging traffic and maximizes efficiency by transmitting to several employees at one time. This gives you the absolute fastest paging solutions possible.

Local Paging, Global Possibilities

NetPage Unlimited is the most sophisticated local paging system in the world. Using Transmit Controllers, paging capabilities can be extended to provide increased range by eliminating dead spots. Simply connect a Transmit Controller wherever there is a dead spot. The result is a mini wide-area paging network, and various office locations (including global locations) can be connected.

No Client Installation Required

NetPage Unlimited runs in a standard web browser. Therefore, anyone in your organization can access it without installing software on their PC.* As an IP-based solution, NetPage is not confined to a PC, Mac or Linux-based computer. The number of users is virtually unlimited as well.

Free Field Upgrades

As LRS develops new features and solutions for Netpage Unlimited, automatic software upgrades are easily made to your NetPage system providing you with unlimited access to the latest and greatest product features.



BENEFITS & FEATURES

BENEFITS:

- **Improve staff response time**
- **Reduce on-hold hang ups**
- **Simple implementation - browser based – No program installation required on users' PCs**
- **Instant and silent communication between staff members**
- **Minimal training - Intuitive & easy-to-use interface**
- **Eliminate overhead paging**
- **Increase staff productivity**
- **Reach staff or guests virtually anywhere**
- **Multiple notification methods using LRS pagers, cell phones, and email**



STANDARD FEATURES:

- **Global Groups** – an administrator created group or department, these groups are available to every user
- **My Groups** – a user-created group that can page up to 5 people simultaneously
- **Global Alarms** – an automated alert created by an administrator for every user or specific groups (can be sent to more than 5 people)
- **My Alarms** – send a user-defined alert as a personal reminder
- **Paging Families** – maximizes efficiency by grouping one or more Transmit Controller(s) together for non-interfered transmission
- **On Premise/Off Premise Status Settings** – displays user status based on location whether inside or outside the building
- **Receptionist Mode** – update employee's on-premise or off-premise status
- **Auto On/Off** – the system can automatically turn pagers on and off at preset times each day to increase battery life by up to 50%
- **Quick Search** – locate employees from the directory quickly with predictive text
- **Compatibility** – works with all LRS staff & guest pagers as well as cell phones
- **Scalability** – add local and global users as needed
- **Email Alert Messages** – receive an email copy of your NetPage Unlimited messages
- **Task Manager** – automatically be notified when tasks are assigned and completed
- **Telephone Interface** – allows users to page staff from any telephone

Optional Add-Ons*:

- **Guest Wait Lists** – allows the use of wait lists that can be shared by multiple users for guest paging. Users can add guests to wait lists, as well as, page guests with custom messages
- **SMS Text Messaging** – automatically sends SMS text messages to users who are out of the office
- **Self Check-In Kiosk** – speed up guest check-in times by allowing guests to check themselves in

*Additional fees may apply to Optional Add-Ons

STAFF COMMUNICATION

- Notifies staff immediately from your web browser
- Improves Response Time
- Minimizes startup costs by utilizing personal cell phones (SMS text messaging)
- Increases Efficiency & Productivity
- Eliminates Overhead PA System
- Improved Communication in Noisy Environments
- Reduces On-Hold Hangups

How it Works

1

Click on a group or name

2

Type in a message or choose a preset message

3

Click "Send"

The screenshot displays the LRS NetPage Unlimited web interface within a Windows Internet Explorer browser. The interface includes a navigation bar with options like 'Paging', 'Users', 'Configuration', 'System', and 'Quit'. A welcome message for Jason Barge is shown. The main area is divided into 'Messages Sent' and 'Messages Received' sections, both with 'More' buttons. A 'Staff Paging' section features a form for entering a 'Pager Number / Name' and a 'Message', with 'Send' and 'Clear' buttons. A list of staff members with their messages is displayed below, including Jason Barge, Jim Livingston, Adam Barge, Stacey Nicholson, Jeff Jones, Ken Lovegreen, Mark McCallum, Mark Berolind, Shannon Merchant, and Jamie Wilson. A 'Show All' button is at the bottom of the list. Red callout boxes with numbers 1, 2, and 3 highlight the 'More' button, the message input field, and the 'Send' button respectively.

Staff Communication Screen Shot

STAFF COMMUNICATION : **Task Manager**

- Notifies staff immediately via text or pager when a task is assigned or completed
- Minimizes Response Time
- Increases Efficiency & Productivity
- Color-Coded tasks ensure older tasks are completed first
- Supports multiple task lists for multiple groups



1 Easy touch user interface for use with touch screens

2 Color-coded tasks for quick prioritization

3 Displays vital information ensuring clear communication for each task

GUEST COMMUNICATION : **Standard Wait List**

- **Notify Guests Immediately**
- **Cost effective - utilizes existing LAN**
- **Eliminates multiple department check-ins**
- **Reduce pager loss and maintenance by utilizing guests cell phone**
- **Eliminate disruptive overhead PA system**
- **Guests know where to go with unique messaging for each department**
- **Share wait lists with multiple employees**

Easy To Use:

- 1** Click Handout to add a guest to the wait list
- 2** Enter guest's name and cell phone or LRS pager number
- 3** To notify a guest, click on their name
- 4** Click Send

The screenshot displays the LRS NetPage Unlimited web application. The main content area is titled 'Guest Paging' and features a form with a 'Pager Number / Mobile' field and a 'Send' button. Below the form is a table of guests with columns for 'Name', 'Page No.', and 'Time of Page'. A 'Details' pop-up window is open, showing information for 'Jason Francis', including his pager number (870-563-0058), time of page (8:45 AM), and estimated wait time (12:00). The interface also includes a 'Handout' button and a 'Refresh' button. The browser window title is 'LRS NetPage Unlimited - Windows Internet Explorer' and the address bar shows 'http://www.pager.net'.

Handout
Screen



Standard Wait List Screen Shot

GUEST COMMUNICATION : Self Check-In Kiosk

1 Welcome Screen

This is the screen customers see as they approach the kiosk. It may be customized to reflect your brand.

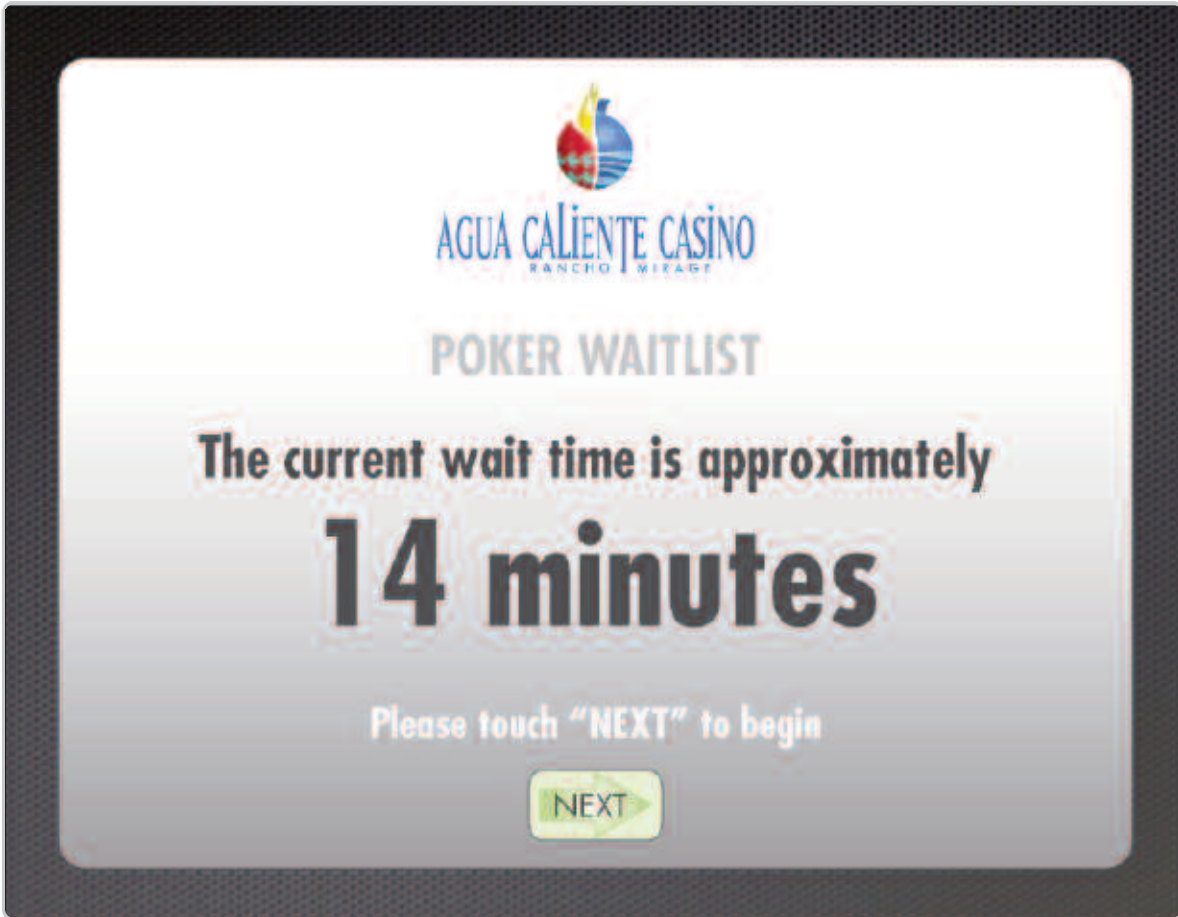
2 Name Entry

To begin the check-in process, customers enter their name using the touch screen keyboard.

3 Cell Number Entry

Continuing the check-in process, customers enter their cell phone number

1



2

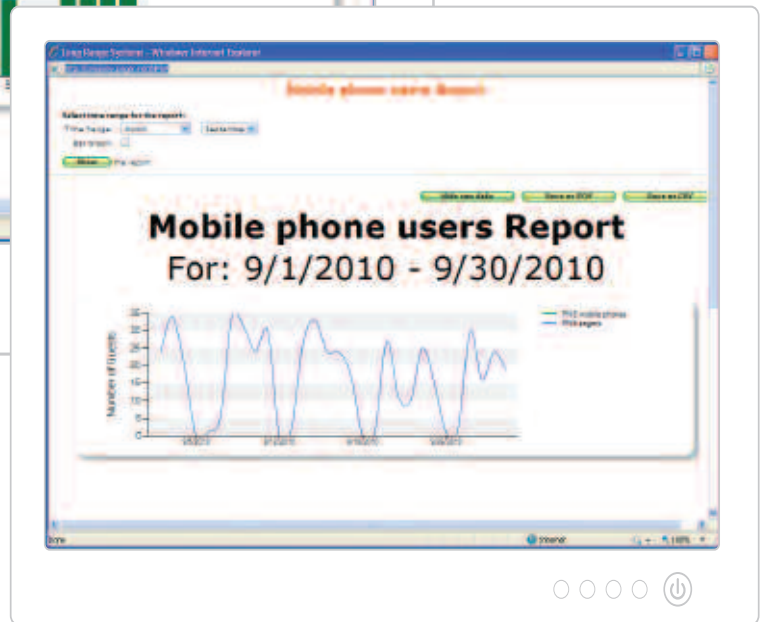
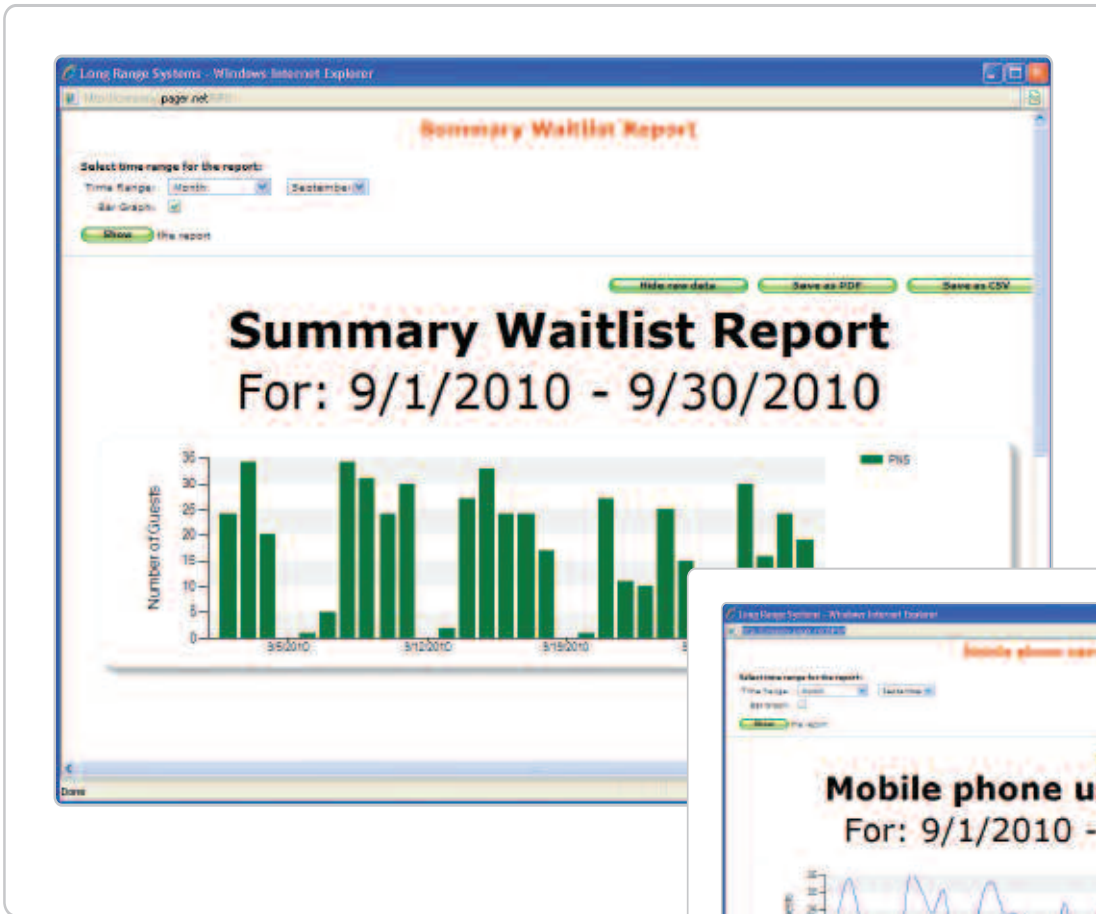


3



REPORTS : **Standard**

- Measure Average Wait times for each department
- Measure Late Pages
- Access Data Anytime
- Identify Trends of slow and peak times for scheduling



REPORTS : **Custom**

Reports may be customized to show data collected from any field type.

GUEST COMMUNICATION : Enhanced Wait List

A Paging History

Easily view guests who have been paged along with pertinent data regarding that guest.

B Multiple Wait Lists

Easily view and manage multiple wait lists for different departments or groups from one screen.

C Customized List Header

The enhanced wait list enables organizations to fully customize wait list columns. Be as simple or detailed as you need.

The screenshot shows the LRS NetPage Unlimited web application. The main content area is titled "Guest Paging" and features a table of guest paging history. The table has columns for Name, Page Number, Reason for Call, Doctor, Wait Time, and Time In. The table lists several guests, including Chad Smith, Nancy Ballin, Hank Gudek, Eliza Mendez, Bill Lecca, Angie Maynard, Suzie Grimm, Ken Coons, and Josh Hernandez. Callout A points to the "Paging History" table, callout B points to the "Current Waitlist" dropdown menu, and callout C points to the "Guest Paging" table header.

Enhanced Wait List Screen Shot

Available Enhanced Wait List Field Types

- **E-mail** ~ requires a valid e-mail address
- **Handout Time** ~ displays the time the pager was handed out
- **Paged Time** ~ displays the time the pager was paged
- **Wait time** ~ keeps a running time of how long a name has been on the wait list until the pager or cell phone is called
- **Estimated Wait Time** ~ adds a predetermined amount of time for each name added – does not allow the user to manually key in the estimated wait time
- **Manual Estimated Wait Time** ~ allows user to manually key in the estimated wait time
- **Overdraw Time** ~ displays the time a name has been on the list beyond the estimated wait time
- **Pager Number** ~ displays the pager or cell phone number entered at handout
- **Wait List Group Pager Number** ~ displays the group number of the particular wait list (text only)
- **Handed Out By** ~ displays which user added a name to the wait list
- **Name** ~ the name of the individual(s) as they will appear on the wait list
- **Text box** ~ free form text box (designed for entering small text verbiage like reason for visit, Dr. Name, etc.)
- **Text area** ~ free-form text box (designed for entering large text verbiage like notes, special instructions, etc.)
- **Integer** ~ a number-only field in which the user can dictate a range of acceptable numbers (i.e 1-25)
- **Multi-Selection Drop Down** ~ fully customizable drop down menu
- **Order Number** ~ assigns a number to each name that automatically increases with each name added to the wait list
- **Yes/No** ~ a field that displays yes or no for the given column header

ACCESSORIES

TELEPHONE INTERCONNECT

Allows users to message any LRS pager or cell phone from any telephone in the building. Works with digital and analog phone systems.

Digital Phone System Requires:

NetPage Unlimited Appliance Only



Analog Phone System Requires:



+



VOIP/Analog Interface

NetPage Unlimited Appliance

FORKLIFT PAGING

Instantly notify forklift drivers with any text message from any PC on your local network. The pager is mounted in view of the driver and flashes when a message is received to ensure it's not missed. Even in noisy environments, communication is clear and reliable.

- Improve efficiency
- Increase productivity
- Decrease response time

The pager is wired directly to the forklift eliminating charging requirements.



ARCHITECTURE

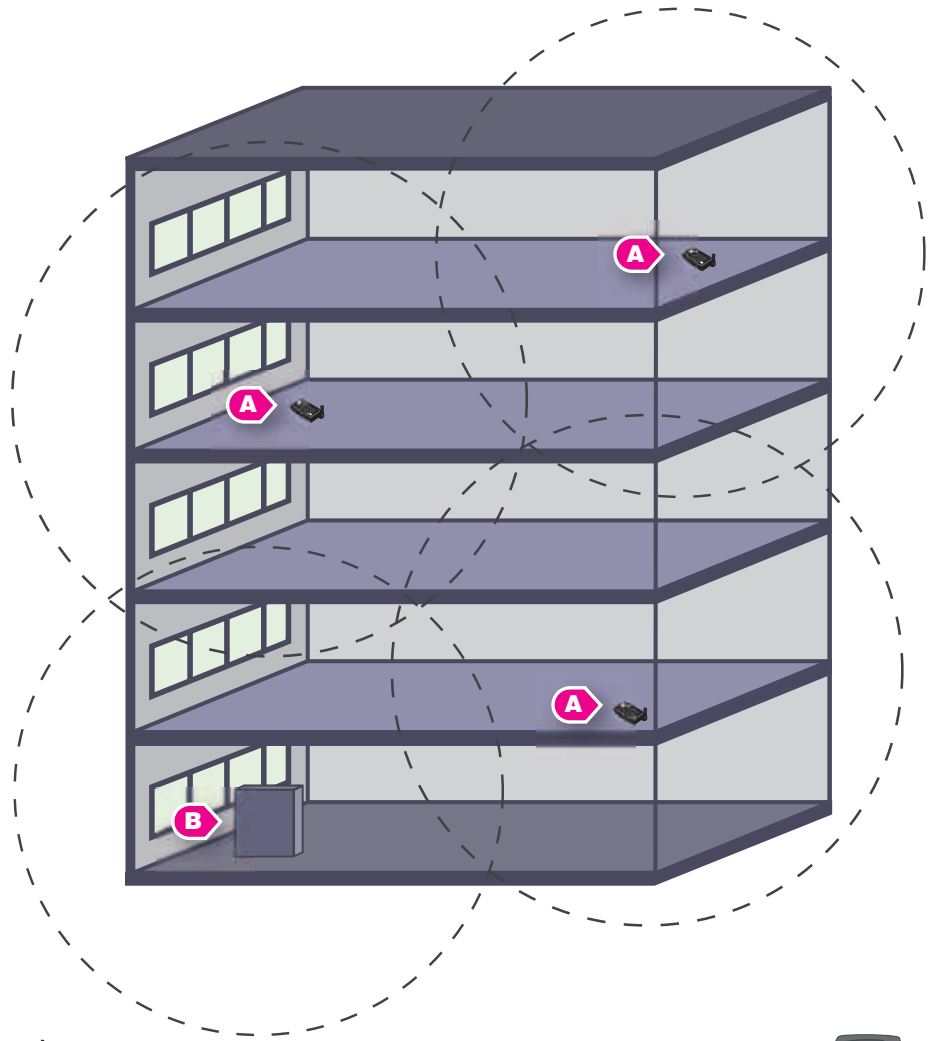
Standard Installation

A Transmit Controllers

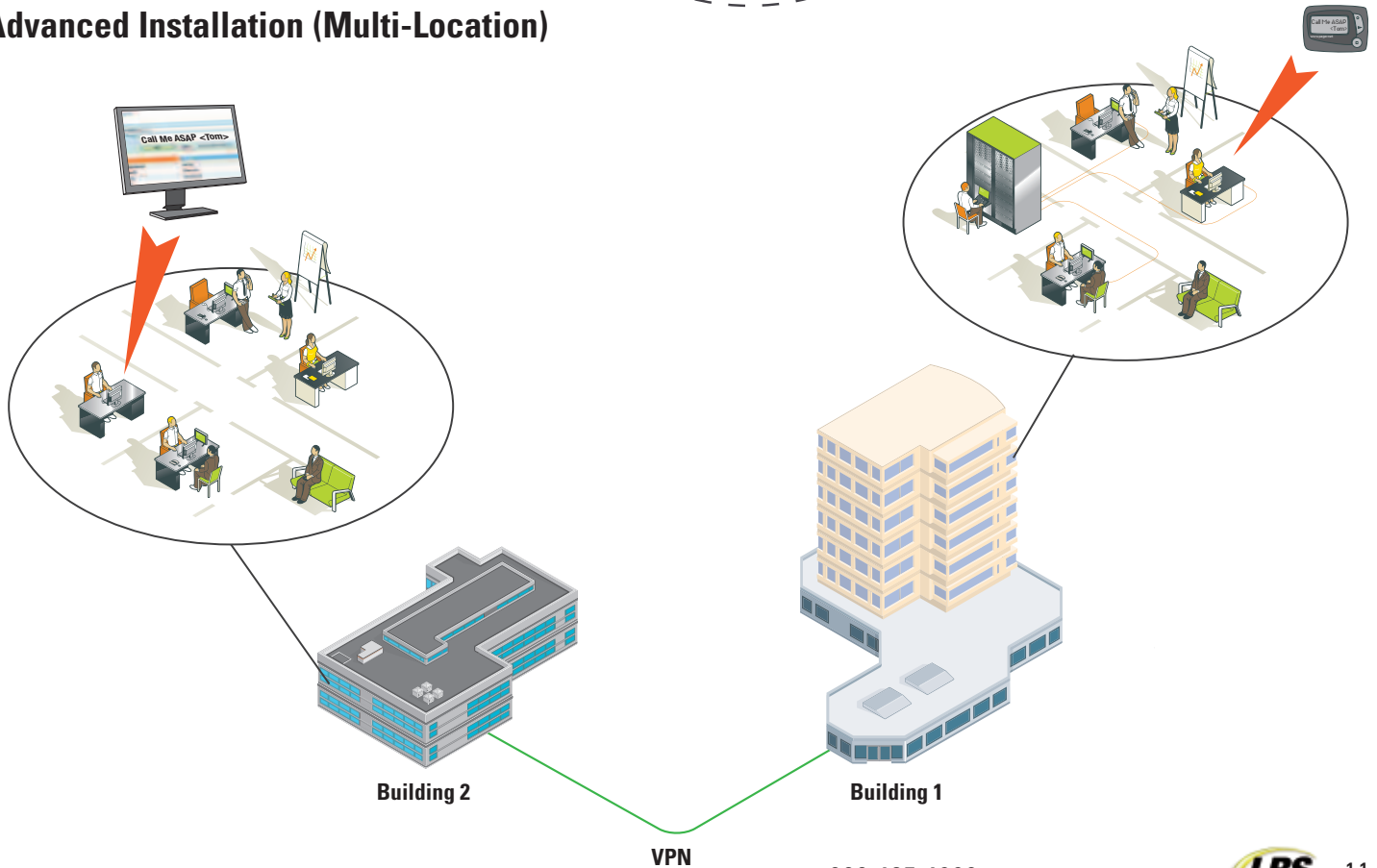
These are transmitters that must be connected to the same network as the NetPage Unlimited Server

B NetPage Unlimited Server

This can be any PC connected to the Local Area Network (LAN)



Advanced Installation (Multi-Location)



EQUIPMENT

NetPage Unlimited Requires 4 components:

1. **NetPage Server Software** (installed on a single networked PC)
2. **Transmit Controllers** - Connected to networked PCs and placed strategically throughout the facility where pager messages must be received
3. **Pagers** - Pagers are issued to staff or guests who must be notified
4. **User Licenses** - User licenses are required for:
 - A. Any employee who will have a staff pager
 - B. Any employee who will not have a pager but needs to send messages through Netpage Unlimited
 - C. Any employee who needs to access a wait list



Transmit Controller

- Receives Zigbee protocol
- Transmits UHF paging signal
- Requires LAN connection
- No PC required
- Requires standard 110V or 220V outlet



Rechargeable
SP5 (NiMH) E467 Battery
Operated (AAA)

Staff Pagers

- 250 character scrollable display (E467)
- 80 character scrollable display (SP5)
- Multiple vibration and tone alerts
- Auto off/on feature



Guest Pagers

- 250 character display
- Alpha & Non-Alpha pagers available
- Compact, rugged design
- Multiple flash and vibrate alerts
- Anti-Theft feature

NETPAGE UNLIMITED Appliance



The NetPage Unlimited Appliance was created with ease of installation in mind. This ultra small PC is shipped to you with the Netpage Unlimited software installed and ready to run. Unpack this machine, plug it into your LAN, turn it on, and you're ready to start messaging. Nothing to install, nothing to configure, it's Plug and Play Netpage Unlimited.

The NetPage Unlimited appliance also features telephone interconnect for digital phone systems. Telephone interconnect enables your staff to use any land line in your building to dial in and send out text messages and pages. This makes paging from virtually anywhere in your facility possible.

PC Dimensions with stand: 7.875"H x 2.9"W x 6"D

SETUP, SPECS & REQUIREMENTS

Easy Installation

1. Install NetPage Server software on a selected PC or connect NetPage Unlimited Appliance to LAN
2. Install Transmit Controllers throughout facility and connect them to your LAN
3. Add users and assign access levels
4. Create paging groups (i.e. Sales, Service, Accounting, etc.)
5. Issue LRS pagers to staff

REQUIREMENTS

Server Requirements: Windows 98/ME/NT4/2000/XP
i386 - Linux
USB Connection
TCP/IP Network Protocol

User Requirements: - PC or Mac with network connection
- One of the following web browsers
MS Internet Explorer 7 or higher
Mozilla Firefox versions 3.0 or 3.5 or

SPECS

Frequency: 413-470Mhz operation

Output Power: 500mW

Bandwidth: 12.5kHz

Modulation: FM

Interface: USB (Transmit Controller only)

DATA SECURITY

The Netpage Unlimited (NPU) database is stored in plain text on the PC where the NetPage Unlimited (NPU) server is installed. The PC that acts as the NPU server should be secure. Security for this PC is the customer's responsibility.

Communication between the NPU server installed on your network and the LRS server is two-way authenticated using full SSL trusted certificates. Data is not subject to eavesdropping or tampering and is immune to man-in-the-middle attacks and spoofing.

a) The following data is transferred:

- Licensing data (how many users, wait lists and text messages are available, enhanced wait list configuration, etc.)
- Reports on data entered about guests (ONLY IF ENABLED BY NPU ADMIN)
- Responses from task completions
- Content of text messages and e-mails that are sent from NPU server to receivers

b) The LRS database is hosted and backed up in state-of-the art data centers requiring an RFID key card, biometric scan and key to access the server.



World Headquarters

Long Range Systems, Inc.
4550 Excel Parkway, Suite 200
Addison, TX 75001
800.437.4996 • 214.553.5308
Fax 214.221.0160

LRS Australia

+61 (02) 9955 5700
www.lrsaaustralia.com.au

LRS Brazil

(+55) 11 41528416
www.lrspager.com.br

LRS Colombia

(+57) 1 - 7592452
www.lrscolumbia.com

LRS Canada

877.607.7243
www.lrscanada.ca

LRS Europe GmbH

+49 531 310542 0
www.lrs.eu.com

LRS South Africa

+27 21 422 4975
www.lrssa.com

LRS United Kingdom

+44(0)1782 537000
www.lrspagers.co.uk

International Offices

Argentina
Chile
Ecuador
Dominican Republic
Guatemala
Israel
Lebanon
Mexico
Panama
Peru
Puerto Rico
Poland
Saudi Arabia
Turkey

Improve Productivity Through Wireless Technology

Experience

Since 1993, LRS has been the leading supplier of on-site guest and staff paging and management systems by providing the most effective solutions and listening to the needs of our customers. Now, we offer newer products designed to increase sales, collect real-time guest marketing data and more.

Innovation

LRS owns 20 patents and we provide over 30 products designed to help you streamline operations, improve service and increase sales every day. We've developed and offer exclusive products and services no other company can. Products like:

Networked Based Paging Systems

Our local paging system that provides unlimited range for both staff and guest paging with wait lists and multiple message types:

SMS Text Message • Onsite Pager • Email

NetPage Unlimited also features paging families for transmit controllers enabling quick, reliable and increased message throughput

Quality

LRS is an engineering and manufacturing company. All of our products are designed and assembled by us. We closely control quality, and we design systems with features that are important to you.

Durable and Rugged Pagers

They're made of extremely durable Lexan plastic to survive even the most rugged environments.

Separate Pager Holsters

Instead of attached belt clips that break easily, our rechargeable pagers are carried in separate spring-loaded pager holsters. This eliminates broken belt clips as well as the need to return an entire pager for repair.

Value

LRS has always been the leader in value-driven products. We guarantee the most features for the greatest value. Plus, when you factor in your increase in sales due to improved guest satisfaction and staff productivity, our systems are virtually priceless.

24/7 Customer Support

Our customer service department in Addison, Texas is available 24 hours a day, 7 days a week to answer any questions you may have — even on holidays!

Warranties

We stand behind the quality of our products and provide a standard warranty. Extended and lifetime warranties are also available.

www.pager.net

800.437.4996